



Voltage Tuned Oscillator


VTO-39813-SMD VTO-43018-SMD

Features

- Operating frequencies:
39.813GHz or 43.018GHz
- Output Power (50 Ω Load):
3 dBm Typical
- Modulation Sensitivity:
40 to 80 MHz/V
- Tuning Voltage:
0 to 5 Volts
- Low Phase Noise:
< -95 dBc/Hz @100 KHz
- Low Power Consumption
- 0.679 L x 0.447 D x 0.17 H
(inches)

Applications

- Transmitter and Receiver
Subsystems for OC-768 /
STM-256 applications.
- 40 GHz Low Noise Source

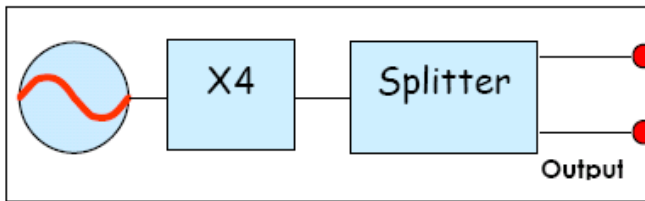


General Description

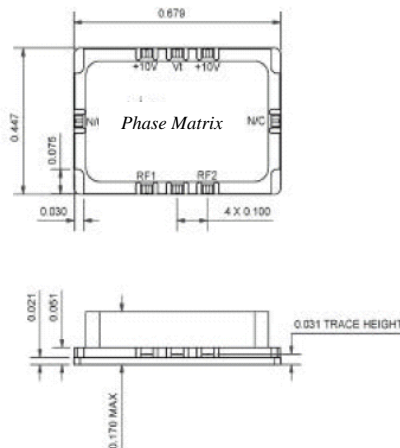
The VTO-39813-SMD and VTO-43018-SMD provide differential output sine wave low jitter source at 39.813 GHz and 43.018 GHz in a surface mount package. This source is commonly used as a key component for clock and data recovery applications of the 40Gb/sec optical communication systems.

This low jitter source uses a high performance low noise Silicon Bipolar transistor in conjunction with a hyper-abrupt silicon varactor diode to realize a 10GHz voltage tuned oscillator with necessary tuning capability to compensate for any variations due to temperature, bias, load variations as well as aging. A GaAs FET buffer amplifier is used to achieve necessary power output and load isolation of the oscillator. A GaAs PHEMT MMIC quadrupler is used to generate 40GHz signal. The signal is then passed through a band-pass filter before coupling a power splitter to provide differential output voltage.

Functional Block Diagram



Package Mechanical Dimensions (Inches)



Frequencies other than the ones mentioned are available on request.

VTO-39813-SMD & VTO-4301-SMD Absolute Maximum Ratings

Parameter	Units	Ratings
Positive Supply Voltage	V	+6V
Negative Supply Voltage	V	- 6V
Tuning Voltage	V	0 to 6 V
Operating Temperature	°C	-10 to 85
Storage Temperature	°C	-40 to +125

**VTO-39813- SMD & VTO-43018-SMD
 Summary Electrical Specifications, 0° C to 75° C**

Parameter	Units	Min	Typ	Max
Frequency f_o	GHz		39.813 or 43.018	
V_t @ f_o	V	0		5
Output (50 Ω Load) each port				
Power	dBm	0		4
Voltage p-p	V	0.6		1.0
Power Balance	dB			1
Phase Balance	degrees			20
Tuning Sensitivity	MHz / V	40		80
Tuning Sensitivity Variation	%	-20		20
Modulation Bandwidth	MHz	100		
Output Return Loss	dB	10	12	
Second Harmonic (Below Carrier)	dBc			-20
Third Harmonic (Below Carrier)	dBc			-20
Sub Harmonically related Spurious	dBc			-30
Spurious Output (Below Carrier)	dBc			-60
Phase Noise @				
100 KHz from F_o	dBc / Hz		-95	-90
10 MHz from F_o	dBc / Hz			-130
Frequency Drift over Temperature	MHz			100
Pulling Figure (12 dB Return Loss)	MHz			10
Pushing Figure, +/- 0.2V Supply	MHz			20
Positive Supply Voltage	V	4.8	5	5.2
Positive Supply Current	mA			150
Negative Supply Voltage	V	-4.8	-5	-5.2
Negative Supply Current	mA			15
Package Dimensions	inches		0.67X0.47 x 0.17H	

Contact Factory for any changes in specifications.

Part Number Ordering Information

Part Number
VTO-39813-SMD
VTO-43018-SMD

For more information:

Phase Matrix Inc.
109 Bonaventura Dr.
San Jose, California
95134 - 2106 USA
TEL: +1 (408) 428.1000
sales@phasematrix.com
Data subject to change

Printed in U.S.A.

Copyright © October 2004 Phase Matrix Inc.